



District Report Card: 2017


State: Tamil Nadu	District: Nagapattinam
Class: 5	Subject: Language
Schools: 61	Students: 931


Participation/Coverage


Students

GENDER 	Boys		Girls	
	Number	%	Number	%
	472	50.70	459	49.30

AREA 	Rural		Urban	
	Number	%	Number	%
	688	73.90	243	26.10

CATEGORY 	SC		ST		OBC		GEN	
	Number	%	Number	%	Number	%	Number	%
	440	47.26	6	0.64	452	48.55	33	3.54

CWSN 	LD	VI	HI	S&LD	ID	Oth
	1	1	0	0	5	1

Management 	Government		Government-aided	
	Number	%	Number	%
	519	55.75	412	44.25

Average Performance of Students in Language (%)

Overall	Gender		Area		Management		Social Group			
	Male	Female	Rural	Urban	Govt.	Aided	SC	ST	OBC	GEN
58.80	58.06	59.56	58.92	58.46	57.87	59.98	57.47	57.78	60.31	56.16

Performance on Learning Outcomes (LOs)

Learning Outcomes	Description	Average Performance(%)
L504	Reads and comprehends independently storybooks, news items/ headlines, advertisements etc.	56.73
L508	Reads text with comprehension, locates details and sequence of events	59.84

Range of Performance of Students who Answered Correctly							
Below 30%		30% - 50%		50% - 75%		Above 75%	
Number	%	Number	%	Number	%	Number	%
77	8.27	268	28.79	364	39.10	222	23.85

Lowest Performing Learning Outcomes (LOs)

- 1 - Reads and comprehends independently storybooks, news items/ headlines, advertisements etc. (56.73)
- 2 - Reads text with comprehension, locates details and sequence of events (59.84)